

NUSAVER FORCE

MAKE SAVING MONEY YOUR SUPER POWER!

ACTIVITY:

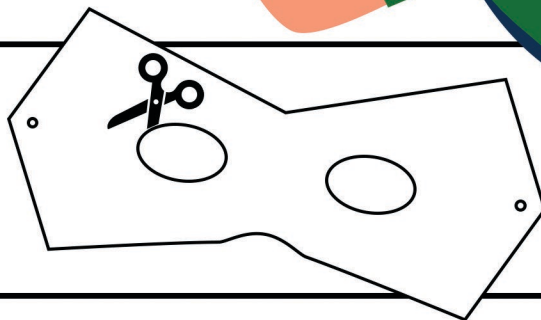
NUSAVER FORCE MASK

Every Supersaver needs a Supersaver Mask. Become just like our heroes Zip Zap and Zoom by creating your very own NuSaver Force Mask. Follow the steps below.



1

Cut along the outline of the mask on the next page and out out the ovals for the eyes of the mask.




2

Cut a string that will hold the mask. The string's length will vary based on the size head of the one using it.



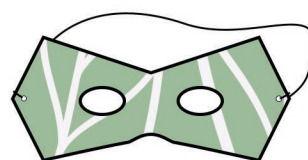

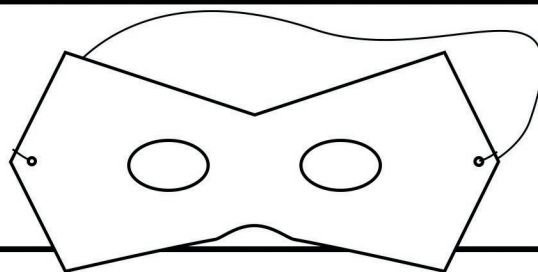
3

Use a hole puncher to make holes for where the string can be attached.



4

Tie the string around the the holes that were hole punched. Decorate mask as desired.



NUSAVER FORCE

MAKE SAVING MONEY YOUR SUPER POWER!

